









# DIGIBRICK®-DB

## SPECIFICATIONS

Composition	Average Thickness	Carrier	Certifications
PU	570-670 microns	non adhesive polyester	REACH n° 1907/2006/EU 

## APPLICATION INSTRUCTIONS

APPLIES ON	SUGGESTED CUTTING SETTINGS			TRANSFER SETTINGS			
cotton, polyester, poly/cotton blends Spandex							
	Blade	Pressure	Speed	Time	Temperature	Pressure	Peel
	60°	90 - 100 gf	10cm/sec	5+25 seconds	135°C (275°F)	Medium (3-4 bar)	hot









- Print, cut and peel off excess material (Set a drying time of 5-10 minutes between the print and the cut)
- Remove the print from the carrier with the help of TTD Easy (or by hand)
- Apply following the recommended parameters
- With TTD: remove the TTD after 5 sec., cover the design with baking paper and press again for 25 seconds
- Without TTD : cover with baking paper and press for 25 seconds

### PRODUCT HIGHLIGHTS

- High thickness
- 3D-effect
- Additional layer to prevent ink migration from the textile through the transfer

 ! Due to the thickness of this media, we recommend to raise the head height on your printer (if applicable) to avoid any potential complications. Never use removable media-clamps of your printer for Digibrick!  
! We recommend to proceed a print+cut alignment before printing, if applicable  
! We do not recommend cutting details smaller than 1 cm.  
! Please use our specific profiles for your printer, from our download section:  
<https://www.siser.com/digital-printing/digibrick/> >Download Printing Profiles  
! Given the large number of inks and printers, we highly recommend to perform a test before launching a production!

## CARE AND WASHING RECOMMENDATIONS

							
Washing	Ironing	Tumble dry	Dry cleaning	Storage Shelf Life	Storage Temperature	Storage Conditions	Position
Up to 40°C, best inside-out	NO	YES (synthetic cycle)	NO	Up to 2 years	Between 18°C and 26°C	Away from sunlight and dust	Vertical

- Wait 24 hours after the application before the first wash
- Respect the textile recommendations
- Do not bleach or use aggressive chemical agents

 This document can be subject to variations. Updated versions are available on [www.siser.com](http://www.siser.com)  
For further information, please contact our sales office: [info@siser.it](mailto:info@siser.it)



Siser s.r.l.  
Viale della Tecnica, 18  
36100 Vicenza - Italy

Tel. +39 0444.287960  
Fax +39 0444.287959  
[info@siser.it](mailto:info@siser.it)  
[www.siser.com](http://www.siser.com)

r.e.a. vi 171856  
reg. imp. vi n° 14971  
c.s. € 103.300 i.v.  
p.iva 01591490246



Management  
System  
ISO 9001:2015  
ISO 14001:2015  
[www.tuv.com](http://www.tuv.com)  
ID: 9109027958

